


WT01 Apollo

 Wireless Charging Flashlight



Max Runtime 9000 Minutes

User Manual

PRODUCT DESCRIPTION


BRINYTE WT01 Apollo is a multifunctional flashlight with wireless charging and intelligent recognition control. It features a wireless charging system and suspends charging automatically when the battery is full to avoid overcharging issues. It recognizes power failure or the removal of its charging cradle and automatically turns on for emergency use. The light's "candle mode" design allows for its use as a small table lamp. IP68 waterproof and equipped with an intelligent power indicator, WT01 Apollo is an all-rounder light for home security, emergency escape, outdoor sports and law enforcement, as well as search and exploration.

PRODUCT FEATURE

- ✓ Wireless charging with USB charging port
- ✓ Utilizes one Luminus SST-40 LED
- ✓ Compatible with one 26650 and one 18650 battery
- ✓ Intelligent power indicator
- ✓ Overcharge, over-discharge and overheat protection
- ✓ Regulated power supply maintains constant brightness
- ✓ Reverse polarity protection prevents damage from improper battery installation
- ✓ Toughened glass with anti-reflective coating
- ✓ Alloy aluminum reflector with professional optical analysis
- ✓ Aircraft-grade high strength aluminum AL-6061-T6 with premium Type III military hard-anodized anti-abrasive finish

TECHNICAL PARAMETERS

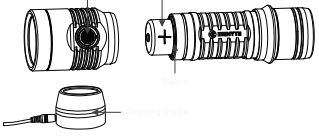
ANSI/NEMA FL1	Turbo	High	Middle	Low	Strobe	SOS
Output	1100 Lumens	430 Lumens	70 Lumens	10 Lumens	1100 Lumens	7
Runtime	280mins	350mins	2200mins	1800mins	7	7
Beam Distance	320m /345.96yards					
Intensity	25475cd					
Impact Resistant	1m/1.09yards					
Waterproof	IP68(underwater 1m)					
Working Voltage	3.0 - 4.5V					
Dimension	156mm(Length) x 33mm(Body Dia) x 45mm(Head Dia)					
Net Weight	235g/0.52lb(excluding battery)					



 Bright Your Night, Create Your Passion

Notice: Stated data has been measured according to the international flashlight test standards ANSI/NEMA FL1 using one BRINYTE 26650 Li-ion battery(3.7V, 5000mAh) under laboratory conditions. The parameters are approximate and may vary among flashlights, batteries, and environments.

PRODUCT MAP



OPERATION INSTRUCTION

1. **ON/OFF:** The low mode will be on by default when the battery is inserted correctly. Press the side switch lightly to turn it off.
2. **Mode Selection:** Tap the side switch. The flashlight switches between turbo, high, medium, low, and off modes; press and hold the side switch for 2-3 seconds to enter the hidden Strobe mode, and tap again to switch to SOS mode. From SOS mode, press the side switch down to return to standard lighting modes.

CHARGING INDICATION

1. Connect the charging cradle to power and place the light with its battery inserted into the cradle. The light will automatically turn off and start charging.
2. The light will stop charging when the battery is fully charged, and the power indicator will turn from red to green. The low mode will turn on automatically when a power failure occurs or when the light is removed from the cradle.

CARE AND MAINTENANCE

- ✦ Do not disassemble the sealed components. Otherwise, the flashlight will be damaged and the warranty will be invalidated.
- ✦ Remove dust and grease from the light's threads and O-rings in a timely manner, and regularly clean the threads, springs and battery contacts.
- ✦ When storing the flashlight for long periods, fully charge the battery and remove it from the battery holder to avoid leakage or explosion.
- ✦ Before storing the flashlight, dry any rain, snow, or moisture off the light.
- ✦ Unscrew the tail cap half a turn or take out the battery to prevent accidental activation during storage or transportation.

WARNING

- ✦ Children should only use this product under adult guidance.
- ✦ This product is extremely bright. Adults and children should not look directly at the illuminator to avoid damage to their eyesight.
- ✦ Do not allow the product to come into contact with corrosive substances and avoid operation near fires to prevent explosion.

Brinyte Technology Co., Ltd | Tel: +86-755-38850212
 Address: Building 6, Kundongsheng Industrial Park, Gushu, Xixiang, Baoan, Shenzhen, China (518126) | Fax: +86-755-29454888
 Email: info@brinyte.com | Website: www.brinyte.com

VALUE ADDED CARD

Note: This card extends a three-year warranty period for Brinyte flashlights (not including relevant accessories). The card will be valid after you register your product information on our official website (www.brinyte.com).

Dear Brinyte Customer,

Thank you for purchasing Brinyte's products. Every success that Brinyte has achieved is inseparable from

VALUE ADDED CARD

Note: This card extends a three-year warranty period for Brinyte flashlights (not including relevant accessories). The card will be valid after you register your product information on our official website (www.brinyte.com).

Dear Brinyte Customer,

Thank you for purchasing Brinyte's products. Every success that Brinyte has achieved is inseparable from